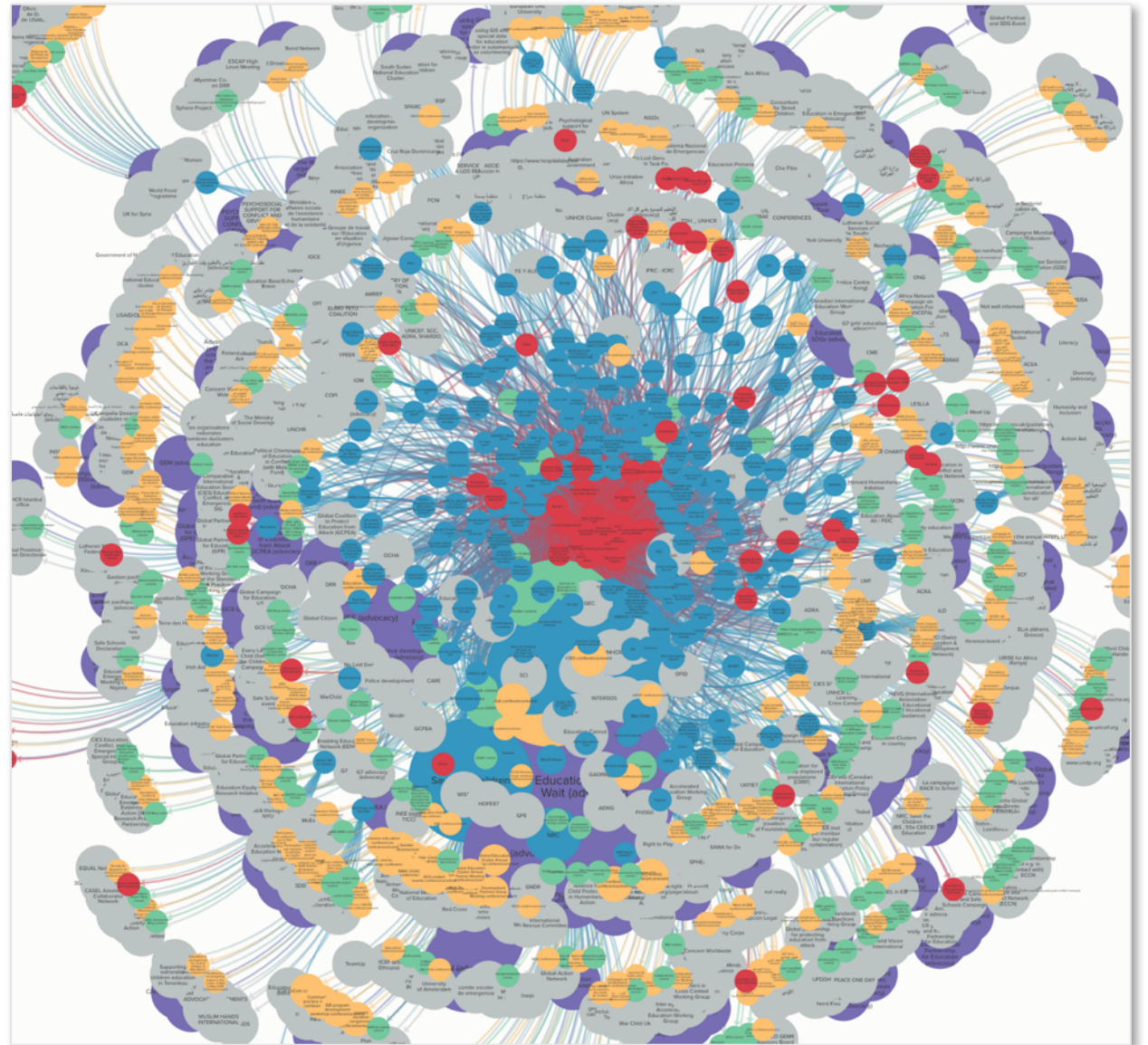


Introduction

A sector map allows us to better understand the strengths, weaknesses and opportunities that exist within the complex set of relationships that make up the global education in emergencies system.

The map to the right contains 3,564 entities and relationships supplied by 244 members of the Inter-agency Network for Education in Emergencies (INEE) who completed a mapping survey in July, 2018. This presentation is an analysis of the results.

The mapping was conducted as a result of a collaboration between INEE and Porticus (a private philanthropy organization) to create an interactive map as a "public good" for the Education in Emergencies sector.



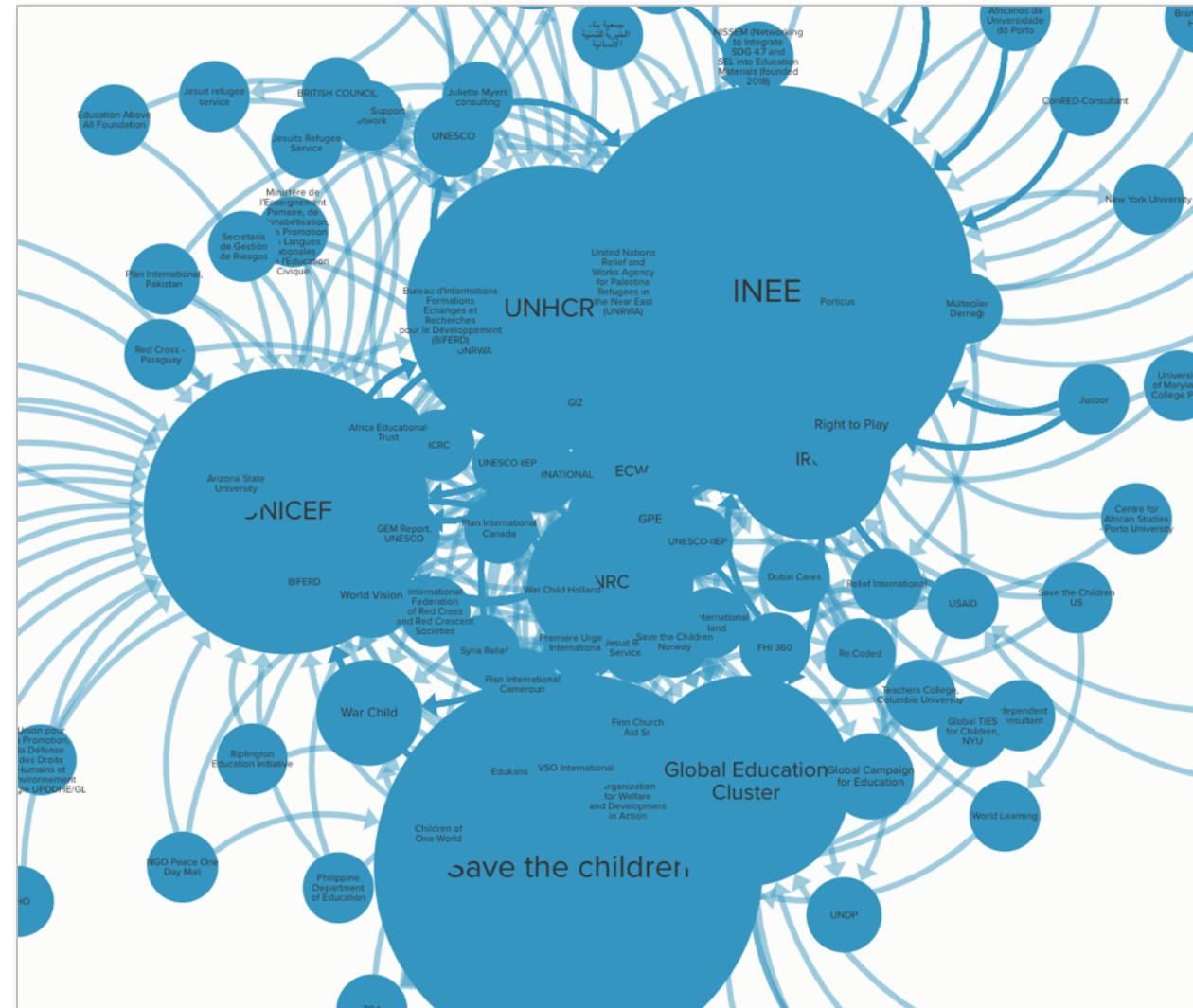
Centrality

The 244 responding organisations are represented by blue bubbles.

The size of each blue bubble is determined by a statistical calculation of its “**eigenvector centrality**”. This is a measure of how well connected an organisation is to other well connected organizations.

In general, organisations with high centrality are the leaders of the network (though they may not have the strongest local influence).


This points to the special role of INEE in this survey. As the survey was distributed via INEE members, it was always likely that INEE would have a high centrality score. Nevertheless, the diagram clearly shows the extent to which INEE is a central player in the education in emergencies community.



Centrality

The organisations with the highest centrality score are:

Rank	Label	Value
#1	INEE	0.201
#2	Save the children	0.189
#3	UNICEF	0.127
#4	UNHCR	0.126
#5	Global Education Cluster	0.089
#6	NRC	0.055
#7	IRC	0.052
#8	ECW	0.029
#9	Right to Play	0.020
#10	War Child	0.020

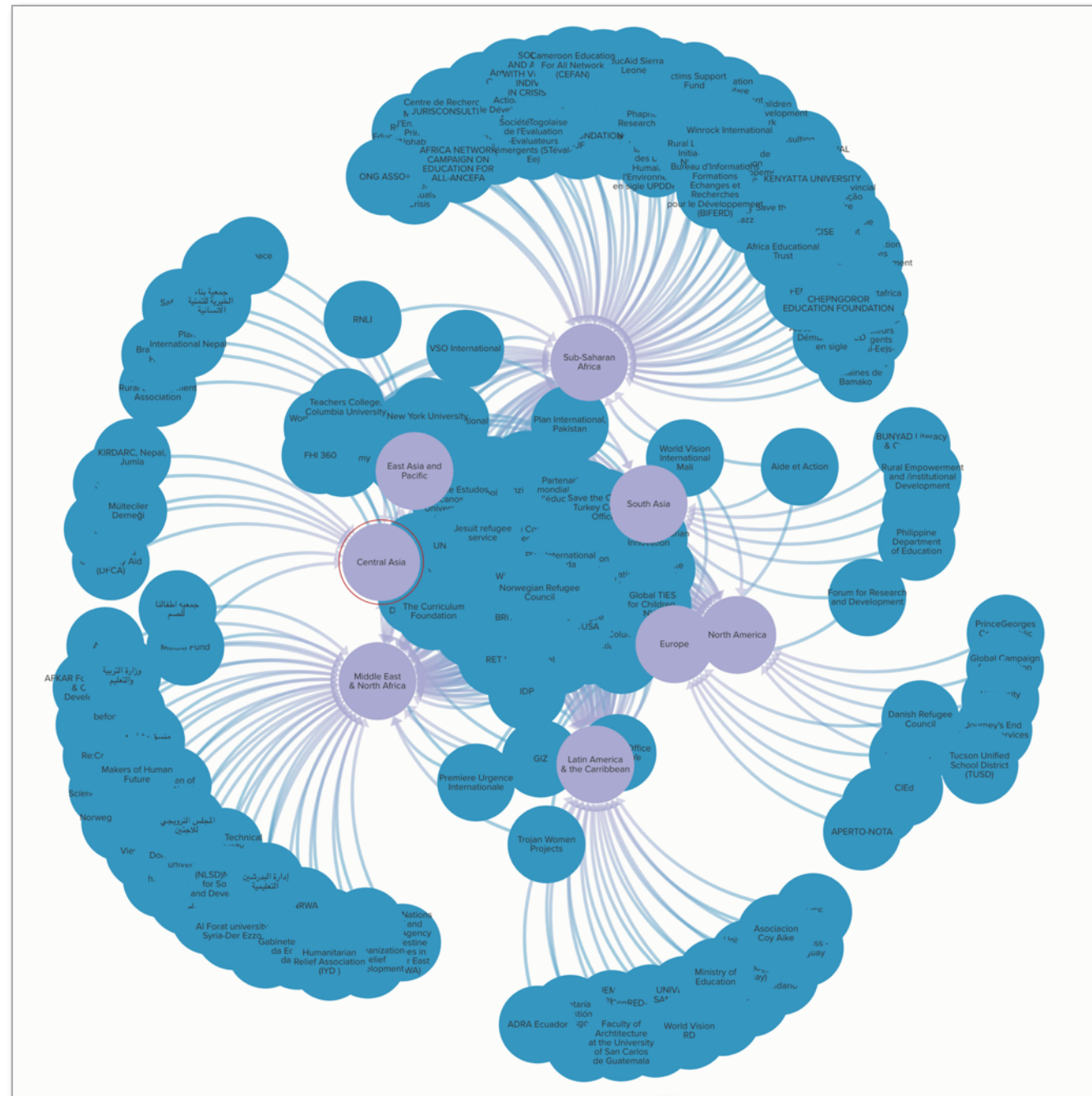


Where in the world

In this analysis, we look at which organisations work in which parts of the world. The purple dots are regions (e.g. Europe, Sub-Saharan Africa, etc.), the blue dots are organisations.

The regional clustering is clear. Most organisations work in just one region, but there is a large cluster in the center of the map who work across multiple regions.

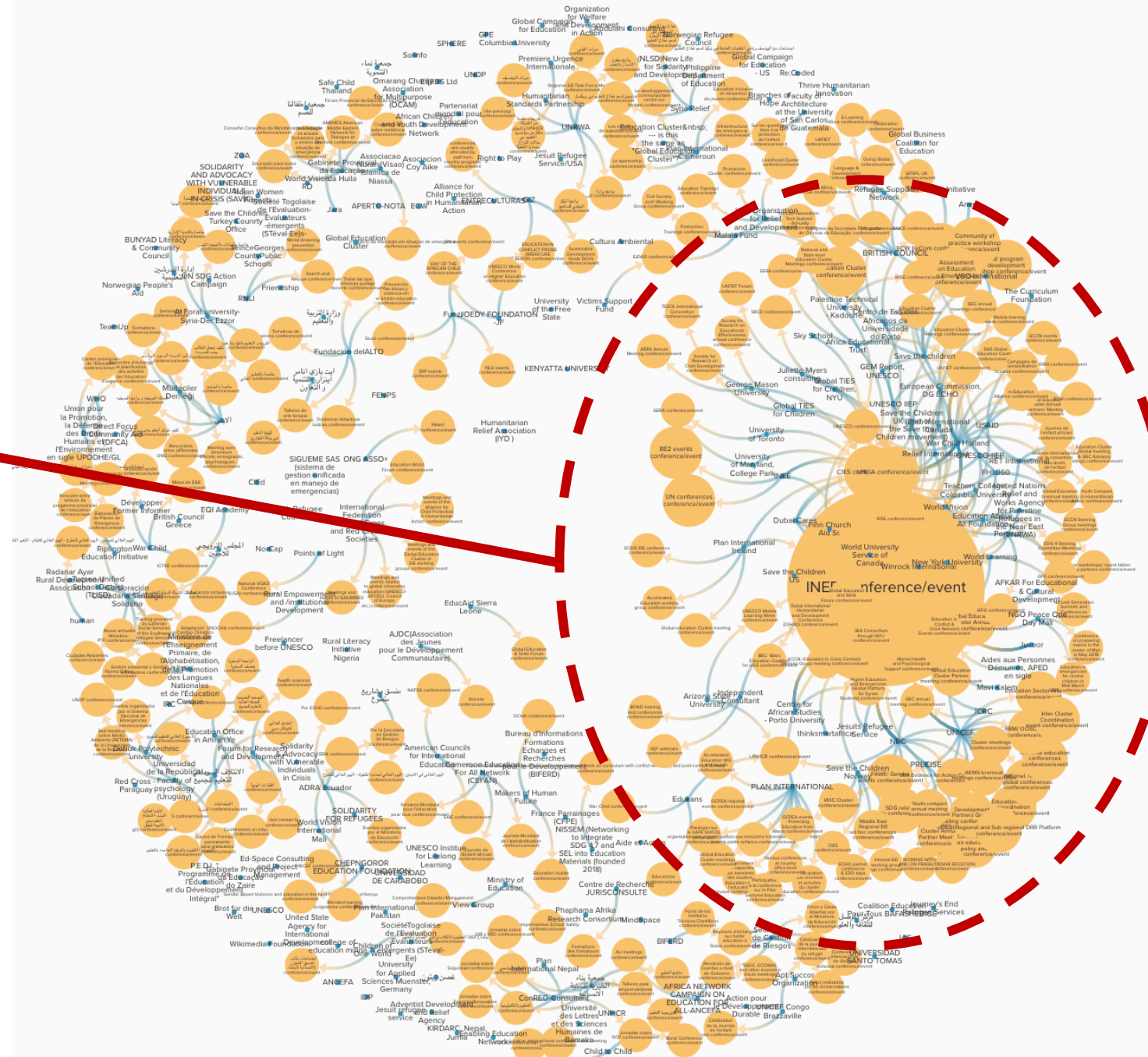
This network clearly spans global and regional organisations.



Conferences

We asked about the conferences and events that the organisations attend – where do they meet each other?

The picture shows lots of activity (there are more than 260 orange dots representing events), but there is a strong central cluster

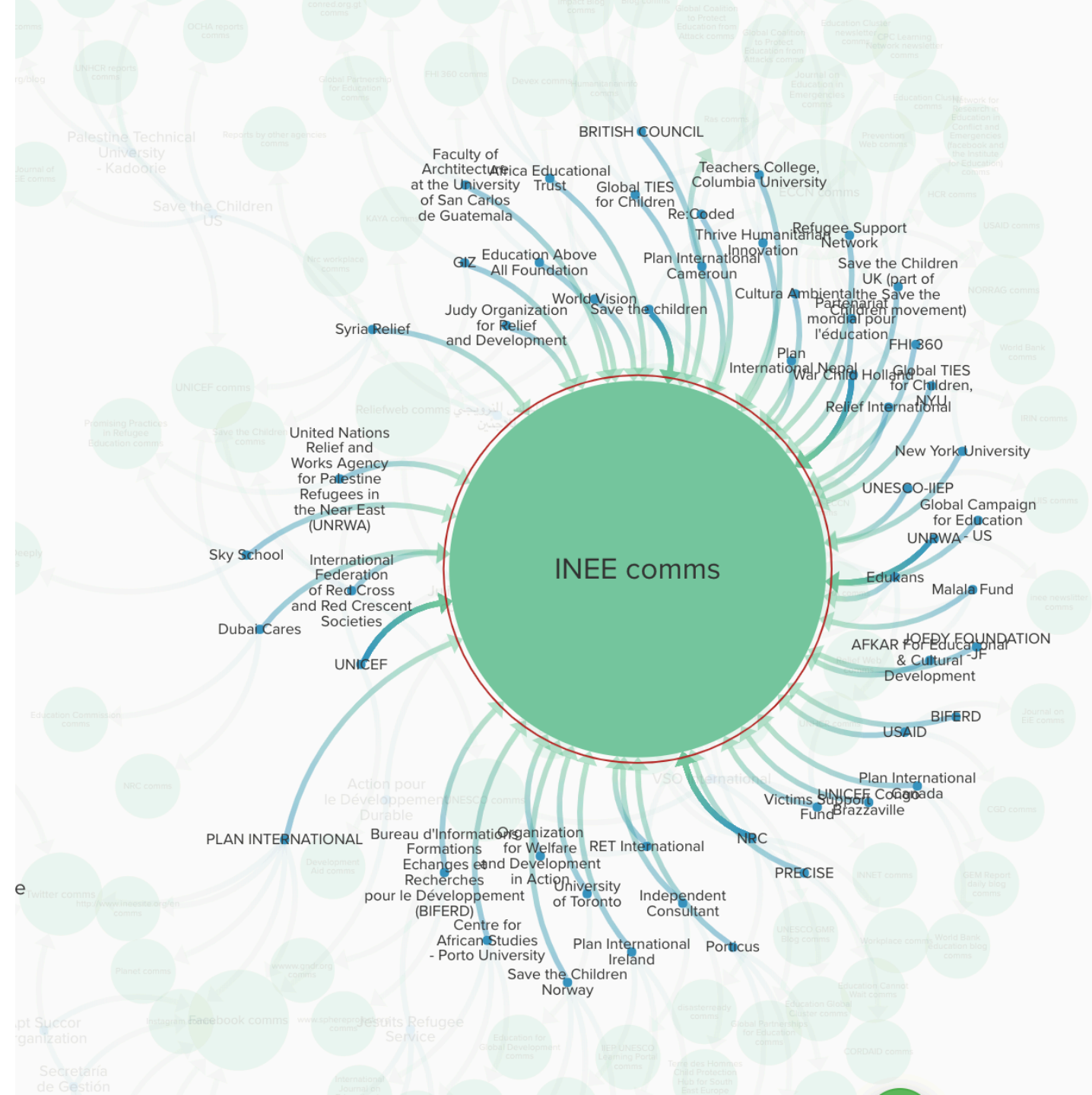


Information sources

The central cluster is dominated by INEE communications.

Other important sources of information include:

- ECCN
- Facebook
- Reliefweb
- GPE

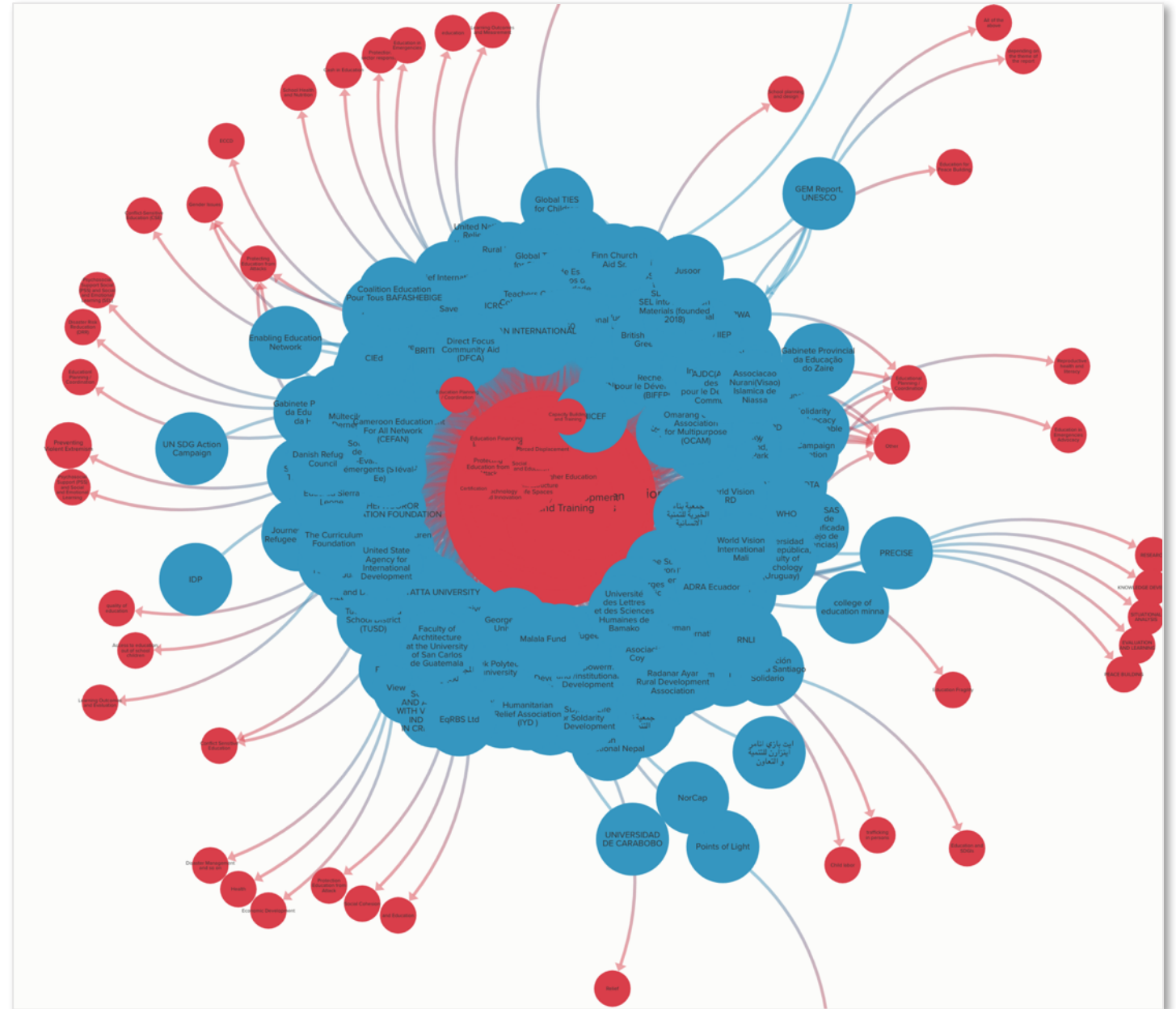


Activities

We asked about the major activities (red circles) on which each organisation focused and asked them to identify the top five.

As the image shows, the sector is remarkably focused (red circles in the center of the map) with the following scoring highest:

- Conflict sensitive education
- Education and fragility
- Refugee education
- Early childhood education
- Education planning / coordination
- Accelerated education
- Adolescents and youth



Summary and conclusions

- The Education in Emergencies sector is a large, focused community that works globally but with a strong regional footprint. The strength of the clustering that emerges in the various diagrams is striking.
- A small number of organisations (e.g. INEE, Save the Children, UNICEF, UNHCR, Global Education Cluster, NRC, etc.) hold a central and potentially influential position within this community.
- There are a large number of places where members of this community gather to meet, but the events of INEE, CIES, UKFIET and UNGA are the most significant meeting points of this community.
- Members of this community obtain information from a large number of sources, but ECCN, Facebook, Reliefweb and GPE are particularly important.
- Within this community, INEE stands out for its network, communicating and conferencing roles. While this was inevitable (because of the selection bias in the survey), the strength of the role that INEE plays across hundreds of organisations in the emergencies sector is clear and very strong.
- However, when it comes to advocacy activities, there appears to be far less coordination and collaboration of activity. Why is this? Does this suggest a potential area for strengthening the impact of this community?